

monty™

The new generation

RUN FLAT
CERTIFIED



RFT

eufori@™

EMT

DSST



HOFMANN®



monty 1170 / 1270

New ideas in every single detail

Tyre changers for the everyday use

Scope of application:

Service station and garages with low to medium tyre service volume

- Ideally suited to handle all conventional car tyres presently available in the market
 - The double-acting bead breaker cylinder ensures gentle handling of rims
 - The mounting arm swings to the side so that space-saving installation of the machine is possible near a wall
 - The one-part mounting head is vertically and laterally adjustable in spaced-apart position relative to the rim
 - The self-centring four-jaw chuck is controlled by two clamping cylinders to ensure accurate clamping of the rim
 - The mounting tool is covered with a plastic cap (standard equipment) to protect the rims
 - The reinforced bead breaker is provided with large anti-skid rubber pad
 - The pedals are in ergonomic and optimum position relative to the operator - these for chuck rotation, clamping and unclamping are located at the front of the cabinet, the one for operation of the bead breaker is located at the side
 - Quick-inflating valve
-
- monty 1170 with outer clamping range up to 18"
 - monty 1270 with outer clamping range up to 20"



monty 2300/3300/3300-2speed/GP

Practical and powerful

The new generation of Hofmann tyre changers monty 2300 and monty 3300 is designed to meet the increasing challenges in tyre service industry. In the harsh environment and the everyday routine in garages and tyre shops this new series excels in features which rank top in their class.

Scope of application

Garage and tyre shop
with medium tyre service volume

Flexible scope of application

- Designed to mount and demount all conventional car tyres in the market, including PAX/CSR and other run-flat systems
- Rugged design to withstand high forces, especially when handling wide and low-profile tyres
- **Retrofit of easymont pro** (optional) to handle wide tyres and, when equipped with an accessory kit, to handle run-flat tyre systems such as PAX, CSR, RFT, eufori@, EMT and DSST

Careful handling of tyres and rims

- Standard equipment includes:
 - plastic caps for mounting tool and clamping jaws
 - mounting head adjusted in spaced-apart position relative to the rim
 - double-acting bead breaker cylinder
 - over-size bead breaker blade

Extremely user-friendly

- 4 Pedals for convenient operation
- Tilt-back post (manual with monty 2300, locked in working position)
- Anti-skid rubber pads

Precision and speed

- Exact pneumatic locking of post in working position
- Self-centring four-jaw chuck with outer clamping range up to 20"
- Quick-inflating valve

► Additional features on the monty 3300

- Pneumatic tilt-back post

► Additional feature on the monty 3300 2-speed

- Two-speed turntable
- Pedal-controlled tyre inflator
- Bead breaker blade supported in 3 joints

► Additional feature on the GP version

- Pedal-controlled inflation system (through air ports in the clamping jaws)



monty 3300 racing/3300 racing GP

For higher performance

Hofmann Werkstatt-Technik set the standards once again with the new monty 3300 racing.

Changing conditions in the field of tyre/wheel handling require the implementation of novel solutions in automotive tyre changers. In particular low profile tyres, alloy rims and run-flat tyre systems such as PAX, CSR, RFT, eufori@, EMT and DSST require special handling. With their latest generation of monty tyre changers Hofmann offer suitable solutions for mounting and demounting all tyres presently available in the market.


Scope of application:

Garage and tyre shop with high service volume

- Pneumatic tilt-back post tyre changer
 - Mounting head pneumatically adjusted in spaced-apart position relative to the rim
 - Double-acting bead breaker cylinder
 - Bead breaker arm adjustable in two positions
 - Bead breaker blade supported in 3 joints
 - Bead breaker pedal in ergonomic position
 - Anti-skid rubber pad for the bead breaker
 - Two turntable speeds to be set by pedal operation
 - Innovative design of clamping jaws with outer clamping range of up to 24"
 - Pedal-controlled tyre inflator
 - Tool box with integrated precision gauge
 - The pedals are in ergonomic and optimum position relative to the operator - these for chuck rotation, clamping and unclamping are located at the front of the cabinet, the one for operation of the bead breaker is located at the side
 - **Retrofit of easymont pro (optional)** to handle wide tyres and, when equipped with an accessory kit, to handle run-flat tyre systems such as PAX, CSR, RFT, eufori@, EMT and DSST
- **Additional feature on the GP version**
- Pedal-controlled inflation system (through air ports in the clamping jaws)

Optional extra

- Roller board, ref. no. 2900 008



Outstanding features and optional extras

Strong help – easymont pro

- The professional tool for tyre changing
- Easy retrofit on all car-type monty tyre changers - with additional adaptor for machines of the previous generation (except monty vento and centuro)
- Indispensable for mounting and demounting especially wide and low-profile tyres and run-flat systems.
- Pneumatically operated roller directly on the mounting head retains the bead in the desired position.
- The upper tyre bead is retained in the drop centre to facilitate operation.
- The lower tyre bead is retained by a lifting device to facilitate and expedite demounting, even of critical tyres.
- The integrated bead hold-down device is an indispensable tool for tyre changing. It turns 360° with the wheel. Preserving tyre and rim it does the otherwise tedious job of the operator.
- Simple control via toggle switch.



Quick inflation – omega-jet (option)

Under high pressure air is injected from above between tyre bead and rim flange. As a result the beads are pressed against hump and bead seat and the tyre is inflated to operating pressure through the tyre valve. The omega-jet can be used to inflate all conventional wheels.



Inflation made easy – monty GP

With the pedal-controlled GP inflation system through an air port in every jaw the wheel, which must be clamped from the inside, is additionally inflated with air. This works irrespective of the rim diameter. Air pressure is controlled through a pressure gauge.

Available as 3300 GP / 3300 2-speed GP and 3300 racing GP.

Strong, but gentle


The double-acting bead breaker cylinder guarantees that rims are not damaged in bead breaking operation. The over-size bead breaker blade is specially designed for extreme low-profile tyres. A large anti-skid rubber pad preserves the rim during bead breaking operation.




3300 racing

Accessories for tyre changers


For car and motorcycle wheels




Universal bead clamp for alloy rims, for all monty car tyre changers except monty vento/GP and centuro/GP. Ref. no. 2900 013



Bead pressing tool, to be fitted to the mounting head, for monty 1170, 1270, 2300, 3300/2-speed/GP, 3300 racing/GP. Ref. no. 2900 015




ALU tyre lever, specially designed for the requirements of low-profile tyres on alloy rims. Ref. no. 2800 415




Ref. no. 2900 009

WAVE tyre lever, specially designed for the requirements of low-profile tyres and run-flat systems such as EMT, DSST, RFT (not PAX or CSR). Standard equipment with monty 3300 racing/GP.




Plastic protection for standard tyre lever of monty 1170, 1270, 2300, 3300/2-speed/GP, 3300 racing/GP. Ref. no. 2900 006



Ref. no. 2900 012

Plastic rim protection for alloy rims, especially on low-profile tyres. Standard equipment with monty 2300, 3300, 3300 GP, 3300 2-speed, 3300 racing. Ref. no. 2900 012



Ref. no. 2900 005

Plastic caps for clamping jaws, for careful mounting of alloy rims, for monty 1170, 1270, 2300, 3300/2-speed/GP, Ref. no. 2900 026 for 3300 racing/GP.



Ref. no. 2900 000

Plastic mounting head for monty 1170, 1270, 2300, 3300/2-speed/GP, 3300 racing/GP.



Ref. no. 2900 001

Quick exchange device incl. plastic mounting head for quick retrofit without additional tools, for monty 1170, 1270, 2300, 3300/2-speed/GP, 3300 racing/GP.



Mounting head for motorcycle wheels, for monty 1170, 1270, 2300, 3300/2-speed/GP, 3300 racing/GP. Ref. no. 2900 011



Ref. no. 2900 002

Additional clamping jaws for motorcycle wheels, clamping range 7–15", for monty 1170, 1270, 2300, 3300/2-speed/GP. Ref. no. 2900 027 for 3300 racing/GP.



Ref. no. 2900 003

Additional clamping jaws for motorcycle wheels, clamping range 12–23", for monty 1170, 1270, 2300, 3300/2-speed/GP; Ref. 2900 027 for 3300 racing/GP.



Additional bead breaker blade for motorcycle/small car wheels, for monty 1170, 1270, 2300, 3300/2-speed/GP, 3300 racing/GP. Ref. no. 2900 004



Slip-on shoe for bead breaking of narrow motorcycle and car wheels, for monty 1170, 1270, 2300, 3300/2-speed/GP, 3300 racing/GP. Ref. no. 2900 022

Car wheels

Motorcycle wheels

monty PAX

A novel technology

PAX wheels require a special handling. Michelin, Bridgestone, Pirelli, Sumitomo/ Dunlop require that the operators handling run-flat tyre systems must be properly trained and certified. Hofmann Werkstatt-Technik is entitled to hold training courses and issue relevant certificates.

Scope of application

Special handling of PAX wheels in garage and tyre shop

- Mounting and demounting of PAX tyres without need to turn wheel over
- Simultaneous mounting of both PAX beads
- Integrated wheel lift for ergonomic lifting of wheel up to the shaft of the machine
- Shelves for storage of tools, cones, etc.
- Ergonomic arrangement of controls



Removal tool for PAX safety ring



PAX accessory kit for tyre changers

Run-flat tyres require special handling. Using the PAX accessory kit, the wheel is centred by means of a cone through the centre bore of the rim. This allows to handle the new PAX wheels without need to turn them over (only in conjunction with easymont pro).

easymont pro and PAX accessory kit are optional extras for all monty car tyre changers except monty centuro and monty vento. They are also available as retrofit kits.



Technical data and features

Features of your monty		1170	1270	2300	3300/GP	33002-speed/GP	3300racing/GP	PAX
Clamping from inside	inch	12-20	12-22	12-22	12-22	12-22	12-24	
Clamping from outside	inch	10-18	10-20	10-20	10-20	10-20	10-24	
Rim diameter	mm							320-560
Rim width	inch	3-12	3-12	3-12	3-12	3-12	3-14	300 mm
Max. tyre width	inch	12	12	12	12	12	15	13
Max. wheel diameter	mm	1000	1000	1000	1000	1000	1000	900
Bead breaking range	mm	70-330	70-330	40-340	40-340	40-340	40-440	
Max. opening/bead breaker	mm		330	330	330	330	330	440
Compressed air supply	bar	8-10	8-10	8-10	8-10	8-10	8-10	8-12
Space requirement (HxWxD)	mm	1170x770x970	1840x770x970	1860x1160x1630	1850x1160x1700	1850x1160x1700	1900x1350x1650	1210x1200x1000
Weight	kg	139	149	210	220	220	240	220
Power supply		3 / PE AC 380-415 V / 50 Hz (special voltages on request)						
Turntable speed	rpm	7.5	7.5	7.5	7.5	7/14	7/14	8
Standard equipment								
Tyre lever		●	●	●	●	●	●	●
Servicing unit with								
pressure relief-valve and oiler			●	●	●	●	●	●
Manual tyre inflator with holder			●	●	●	●	●	●
Pedal-controlled tyre inflator						GP	●	●
Plastic protection of mounting tool	●	●	●	●	●	●	●	
Holder for tyre lubricant container			●	●	●	●	●	●
Plastic cap for jaws				●	●	●	●	
Plastic rim protection				●	●	●	●	
WAVE tyre lever							●	

Your Hofmann dealer

Manufacturers designation for run-flat systems

PAX/Michelin
 CSR/Continental
 RFT/Bridgestone
 eufori/Pirelli
 EMT/Goodyear
 DSST/Dunlop

Quality counts

- Certified to ISO 9001:2000

